


Welcome Lions!

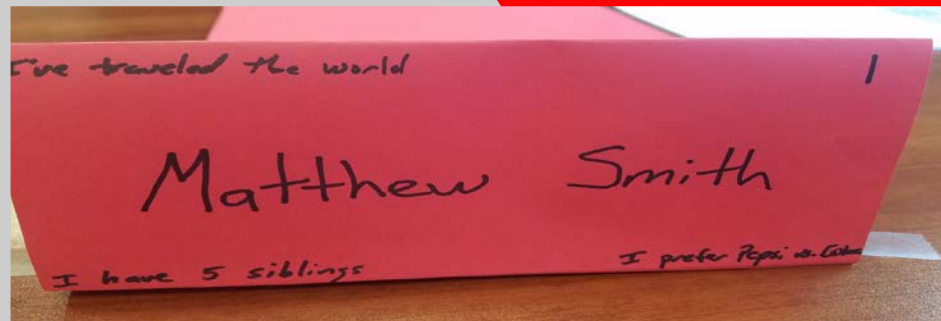


Period 1



Student Check In Activity

- Create a name tent that includes:
 - Student Name - First & Last (center)
 - Class period (top right hand corner)
 - Two truths and one lie (top left hand corner, lower left hand corner and lower right hand corner)



A cluster of small triangles in the top right corner, pointing left. They are in shades of red and white, arranged in a roughly rectangular pattern.

Who am I?



Interests & Hobbies

- **Examples:**
 - **Interests**
 - **Hobbies**
 - **Places you've traveled**



Educational History

- What School/Schools have you attended?
 - High School
 - College
 - Beyond
- Insert a picture of your school's logo



If You Knew Me You Would Know...

- **Examples:**

- I'm adopted
- I enjoy skydiving
- I've taught for 26 years
- I enjoy reading



Family and Pets


- **Examples:**
 - **I'm married and have 4 kids.**
 - **My family has 2 dogs, a cat, 5 chickens 2 baby chicks and a goldfish.**



Why am I a teacher?

- **Examples:**

- **Love for students**
- **Love for education/teaching**
- **Make a difference in the world**
- **Vacation**
- **Money**
- **Benefits**



NAVIGATION

[Period 1](#)

[Period 2](#)

[Period 3](#)

[Period 4/5](#)

[Period 6](#)

[Period 7](#)




Pep Talk Video




Activity Options

Two Truths and One Lie
Or
Sit down if...

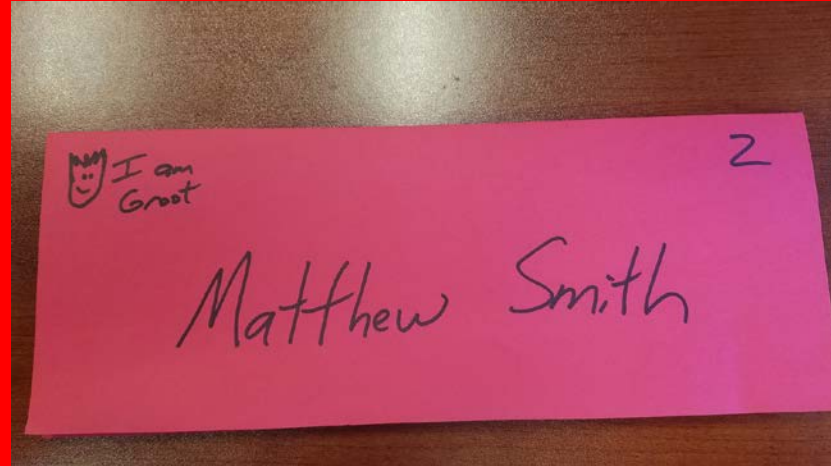


Period 2



Student Check In Activity

- Create a name tent that includes:
 - Student name - First & Last (center)
 - Class period (top right hand corner)
 - Favorite character (top left hand corner)





Begin with
slides 4-9

Class Question

- What do you want from me as a teacher?



Working Together as a Team

Student and Teacher



Activity

- **Birthday line up**



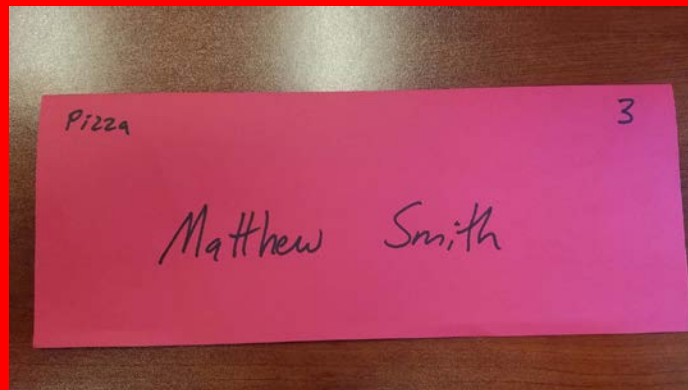
Period 3

If you have Juniors or Seniors:

- **Take roll**
- **Escort your class to the gym immediately after roll**

Student Check In Activity


- Create a name tent that includes:
 - Student name - First & Last (center)
 - Class period (top right hand corner)
 - Favorite food (top left hand corner)





Begin with
slides 4-9

Activities Video



Activity Highlights

- **Dances- Sadies, Winter Formal, Prom, and more!**
- **Grub-Downs!**
- **Homecoming Rally/Parade!**
- **Football games!**
- **Black Light Rally!**
- **Powder Puff!**
- **50+ clubs on campus!**

Class Question


- What activities/clubs would you like to see or attend this year?



A cluster of small triangles in the top right corner, some white and some light red, pointing in various directions.

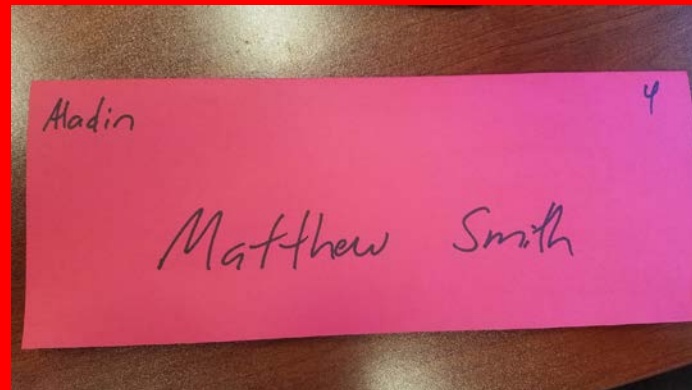
Period 4

If you have Freshmen or Sophomores:

- Take roll
 - Escort your class to the gym immediately after roll
- 
- A cluster of small triangles in the bottom left corner, some white and some light gray, pointing in various directions.

Student Check In Activity

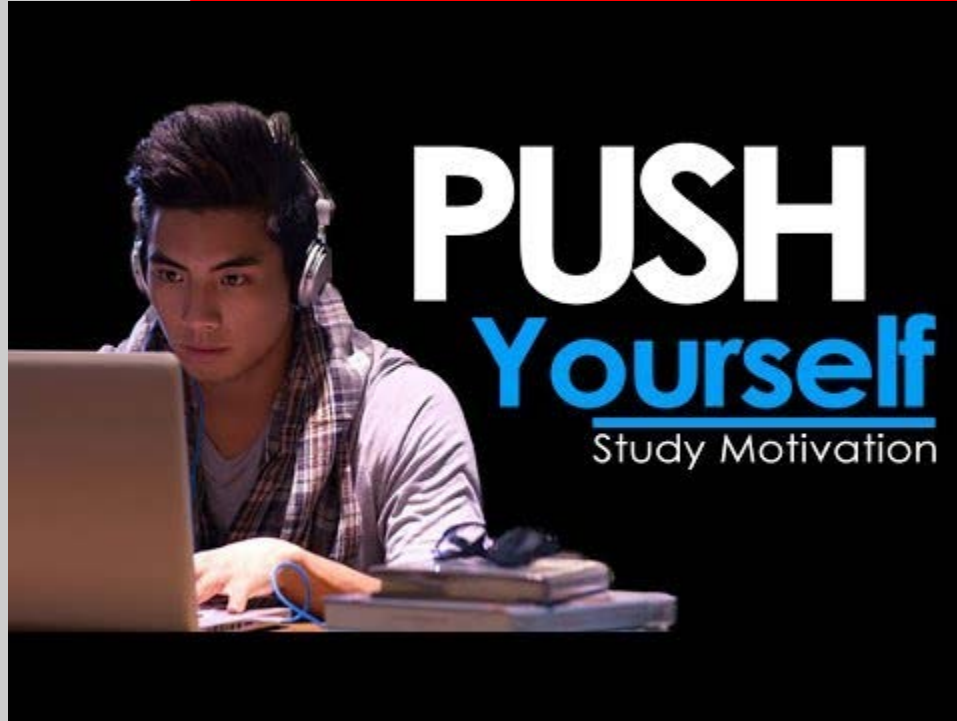
- Create a name tent that includes:
 - Student Name - First & Last (center)
 - Class period (top right hand corner)
 - Favorite movie (top left hand corner)





Begin with
slides 4-9

Success Video



Student Activity


4 Quadrants

- What will help you succeed this school year and/or what will keep you from being the best you can?




Activity Option

Count Off Challenge




Period 5



Student Check In Activity

- Create a name tent that includes:
 - Student Name - First & Last (center)
 - Class period (top right hand corner)
 - Biggest Personal Strength (top left hand corner)





Begin with
slides 4-9

The Power of Words




Classroom Discussion

Think beyond yourself. What can you do to brighten someone else's day with a random act of kindness? Think about what you plan to do and when you plan to do it. Share your plan with a partner.

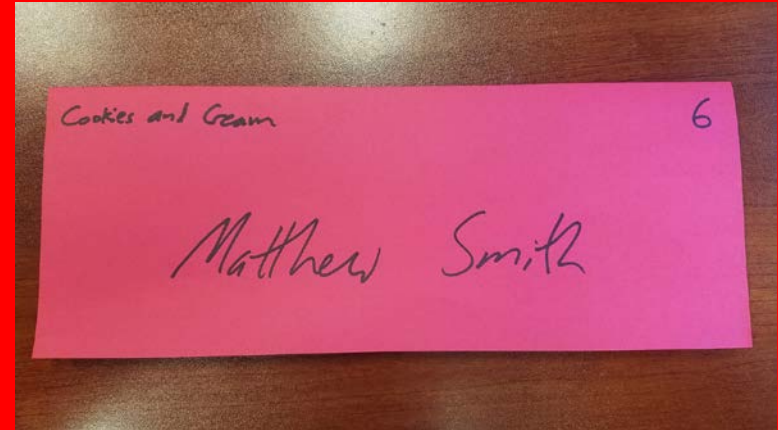


Period 6



Student Check In Activity

- Create a name tent that includes:
 - Student Name - First & Last (center)
 - Class period (top right hand corner)
 - Favorite ice cream flavor (top left hand corner)





Begin with
slides 4-9

Class Question #1

- What is your biggest fear or apprehension of attending KHS this year?



Class Question #2

- What are you looking forward to the most this school year at KHS?




Classroom Activity

Close your eyes and think of somebody who has been influential in your life and/or who matters to you. Why is this person so important? Take 5 minutes and write a short thank you letter to this person. Find time this week to share with them how they have been influential in your life.




Period 7



Student Activity

- Create a name tent that includes:
 - Student name - First & Last (center)
 - Class period (top right hand corner)
 - Favorite sport (top left hand corner)





Begin with
slides 4-9

Introduction of PRIDE

- What is PRIDE?
 - P- Perseverance
 - R- Respect
 - I - Inspire
 - D- Determined
 - E- Excellence



PRIDE

- It means having a feeling of being good and worthy, self-respect and satisfaction with your achievements.
- Ways to build Self-Pride:
 1. Practice being appreciative
 2. Be Kind to Others
 3. Push yourself out of your comfort zone
- What is something you have worked hard for and express PRIDE in?
- Can you think of a time you experienced a setback or difficulty you've had to overcome?

Self Belief Video



Class Question

How will you show **PRIDE** in what you do this year at KHS? Write an educational goal on the back of your name tent. .



**FEAR
THE
ROAR**

Good afternoon Kerman High School family

Tomorrow is the start of the 2019-2020 school year, we are ready and excited for the students to arrive. Tomorrow will be an early release day with students attending all periods. Thursday and Friday will be regular days with students attending all periods.

Tomorrow is our Kick Off Day for the school year. Teachers will have lessons throughout the day to connect with their students, build school culture and kick the year off on a positive note. It was originally called a "no backpack day", students can bring their backpacks and supplies for the day. Sorry for the confusion. The first class will begin at 8:00 am, we encourage students to enter through the entrance of the new building on the southside of the campus.

Tomorrow night is also our back to school night, it will begin at 5:30 pm in the Multi-purpose room. We will have a short program and then parents and students will be released to go through their students daily schedule and meet the teachers.

We look forward to an amazing and unforgettable school year and it is a pleasure to have your student attending KHS.

Kerman High School
First Day of School - All Periods Wednesday Schedule
August 14, 2019

Period #1	8:00 – 8:40	40 min
Period #2	8:45 – 9:25	40 min.
Break	9:25 – 9:40	15 min.
Period #3	9:45 – 10:25	40 min.
Period #4	10:30 – 11:10	40 min.
Period #5	11:15 – 11:55	40 min.
Lunch	11:55 – 12:30	35 min.
Period #6	12:35 – 1:15	40 min.
Period #7	1:20 – 2:00	40 min.