

EXCELLENCE ON PURPOSE

SETTING THE STAGE FOR HIGH SCHOOL:

HIGH SCHOOL PREVIEW DAY


JANA REMINGTON, ACTIVITIES DIRECTOR

SEAN ROBERSON, ASSISTANT PRINCIPAL

CANYON SPRINGS HIGH SCHOOL

JANA.REMINGTON@MVUSD.NET

SROBERSON@MVUSD.NET



WHO ARE WE?

Canyon Springs High School

Enrollment 2173

75.1% Socioeconomically Disadvantaged

67.2% Hispanic

15.3% African-American

10.3% White

The left side of the slide features a light blue background with two wavy, vertical lines in a darker blue color. These lines are positioned on the left edge, creating a decorative border.

THE HISTORY

WHAT WAS THE NEED?

- Fresh way of reaching our incoming students
 - Pre-HSPD: Freshman Orientation in evening with counselor visits to middle schools
 - Able to speak with programs, athletics, and clubs
 - Little student-to-student interaction
- Better participation - decline in attendance at evening orientation
- Direct connection to incoming freshmen
- Increased school spirit

WHAT WAS ASKED

- All middle school students would be here at the same time
- 8th grade students would not be moving through campus while high school students were in passing period
- Must be off campus before lunch or end of day (dependent on type of schedule)
- Registration must be part of the day (initially)

OUR WHY

- To create an event that allowed 8th graders to see what we had to offer and to engage in a comprehensive high school experience
- To involve our current students in an experience which showcased their school
- To create students who are well rounded and college and career ready

The left side of the slide features a light blue background with two wavy, vertical lines in a darker blue color. These lines are positioned on the far left, creating a decorative border.

THE BASICS

WHAT DO YOU DO WITH 700 8TH GRADERS AT ONE TIME?!?

- They are broken into:
 - 5 color groups
 - Up to 9 sub-groups (indicated by a logo/design on their button/label)
- Each sub-group is assigned 1-2 Group Leaders
 - Responsible for:
 - Ushering them from location to location
 - Talking about CSHS
 - Answering questions

SCHEDULE FOR THE DAY

Time	Palm (arrival 8:30)	Vista Heights (arrival 9:00)
8:35-9:00	Stop #1	--
9:00-9:05	<i>Passing</i>	--
9:05-9:30	Stop #2	Stop #1
9:30-9:35	<i>Passing</i>	<i>Passing</i>
9:35-10:00	Stop #3	Stop #2
10:00-10:05	<i>Passing</i>	<i>Passing</i>
10:05-10:30	Stop #4	Stop #3
10:30-10:35	<i>Passing</i>	<i>Passing</i>
10:35-11:00	Stop #5	Stop #4
11:00-11:05	--	<i>Passing</i>
11:05-11:30	--	Stop #5

Silver
Pep Rally
Counselor
Tour
Stu Panel
Club Rush

The left side of the slide features a light blue background with two wavy, vertical lines in a darker blue color, creating a decorative border.

COMPONENTS OF THE DAY

FIVE “STATIONS”



Pep Rally



Counselor “talk”



Campus Tour



Registration (replaced last year with a Student Panel)



Club Rush



PEP RALLY

Agenda created by
Leadership students
Who's who on
campus

Available activities
and sports

Performances

Class Yell

COUNSELOR “TALK”

- Originally:
 - A-G Requirements, Graduation Requirements
- Revised to focus on:
 - Core Values of Responsibility, Integrity & Grit





CAMPUS TOUR

Led by Link Leaders
and Leadership
students

Provided a script with
points of interest as well
as “stage directions” to
help them in relaying
information to their
group

STUDENT PANEL

- Student representatives from various programs, clubs, academies, and sports
 - Discussion what areas they represent and the benefits of getting involved in school
 - Provide some personal experiences of freshman year





CLUB RUSH

Clubs, Sports, and
Programs all
participate

Student representatives
man the tables and
interact with our
incoming Cougars

Gives incoming
freshman a taste of
what we have to offer

A decorative graphic on the left side of the slide, consisting of two parallel, wavy vertical lines. The inner line is a medium blue, and the outer line is a lighter, pale blue. They create a sense of movement and depth.

GALLERY WALK!



HOW DO WE MAKE THIS WORK?

Collaboration!

Counselors from feeder
schools

CSHS ASB, Counseling,
Administration, Staff, and
Students!

Planning Meetings

AFTER THE EVENT

- Debrief with all students who are involved in any element of the day
- Feedback from middle school teachers, counselors, and students



A decorative graphic on the left side of the slide consisting of three vertical, wavy lines. The outermost line is light blue, the middle line is a slightly darker blue, and the innermost line is white. They are positioned on the left edge of the slide, creating a layered, wave-like effect.

DATA...

THE RESULTS

HIGH
SCHOOL
PREVIEW DAY

ATTENDANCE
RECOVERY

COUGAR
COUNCIL

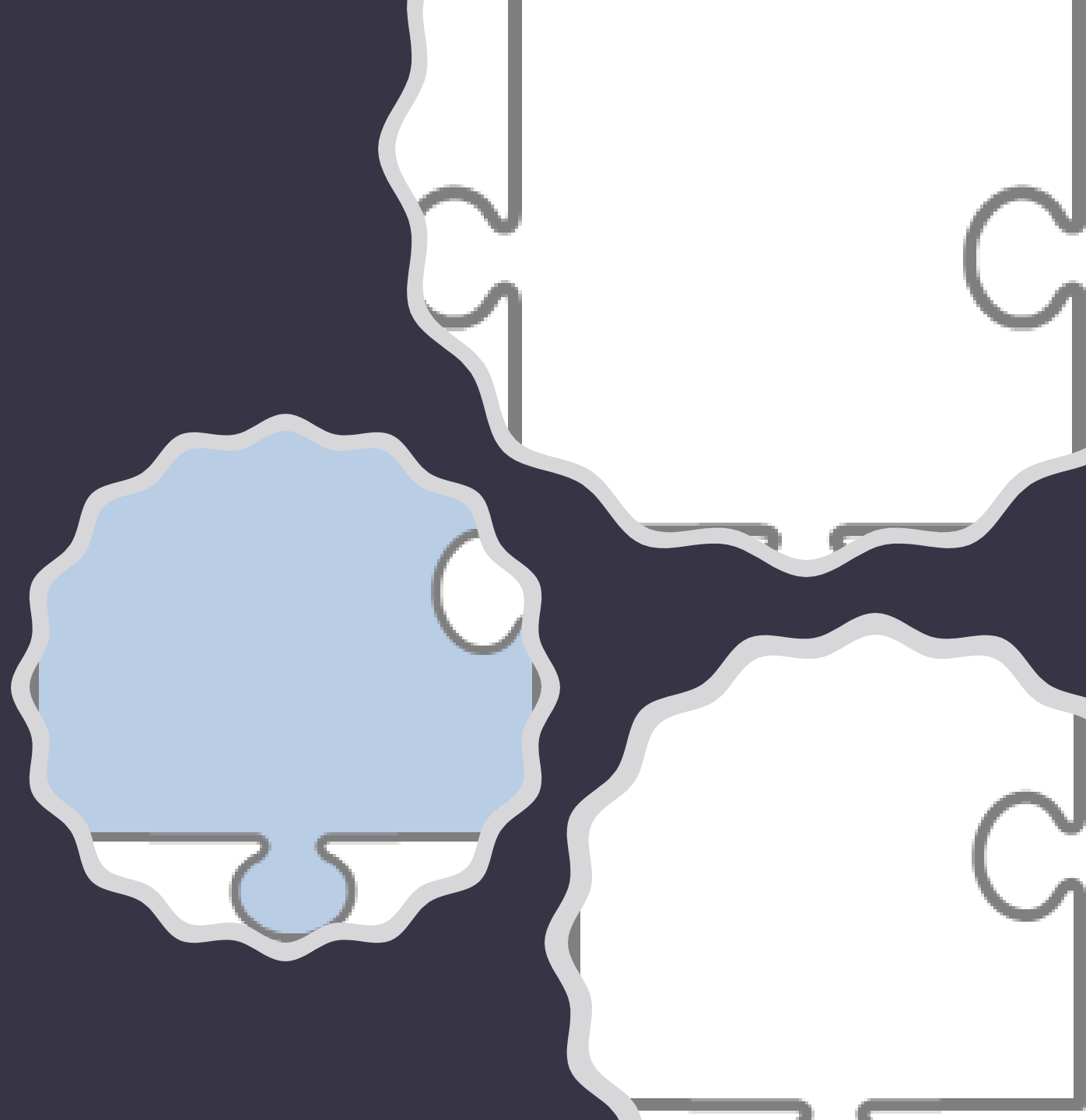
RACE TO READY

RACE TO
SUBMIT

COLLEGE
KICK-OFF

COLLEGE
SIGNING DAY

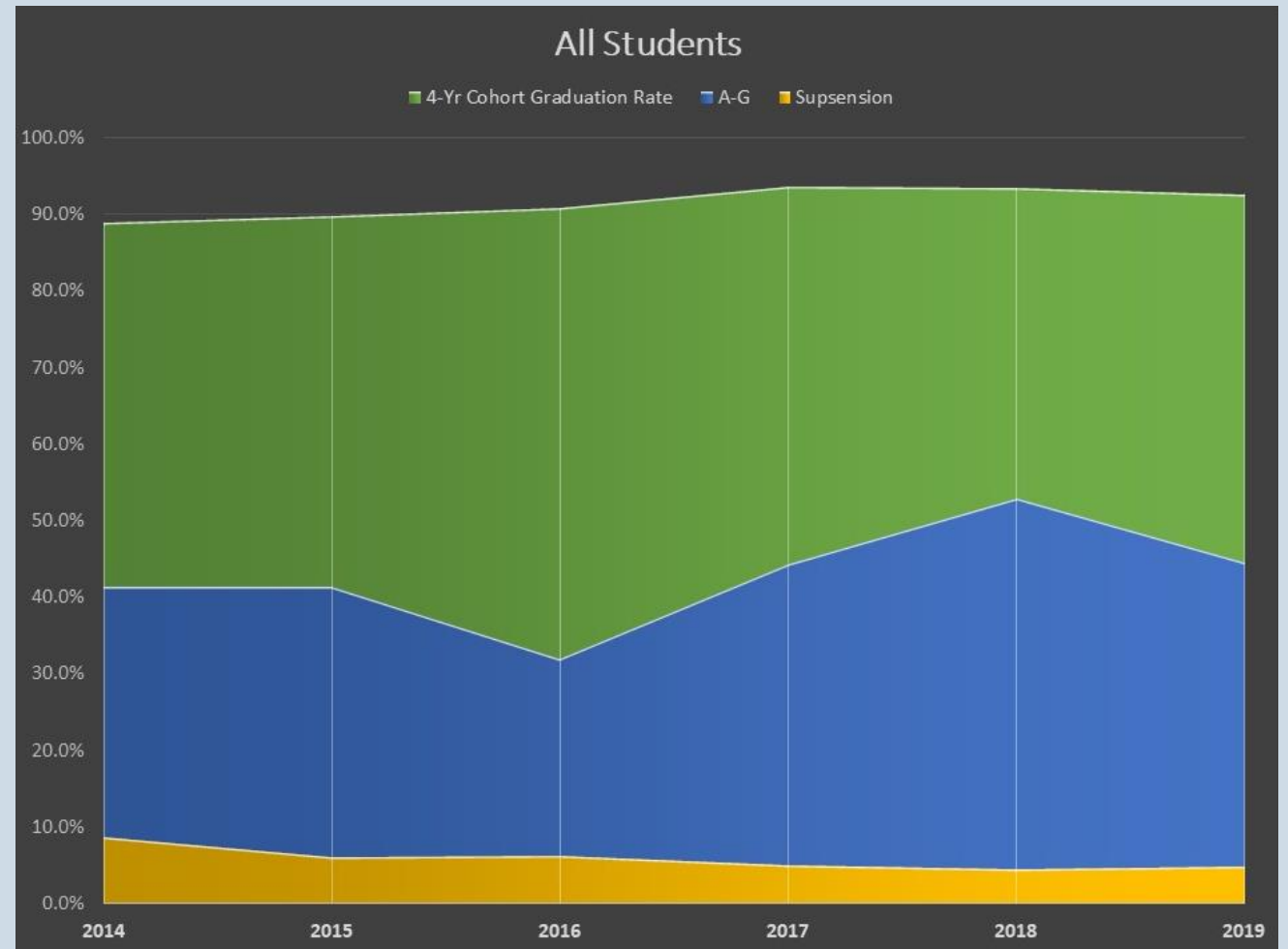
COLLEGE
NETWORK



THE RESULTS- STUDENTS ARE GRADUATING

- Grad Rate Increased
- A-G Increased
- Suspensions Rate Decreased

CA Dashboard Data

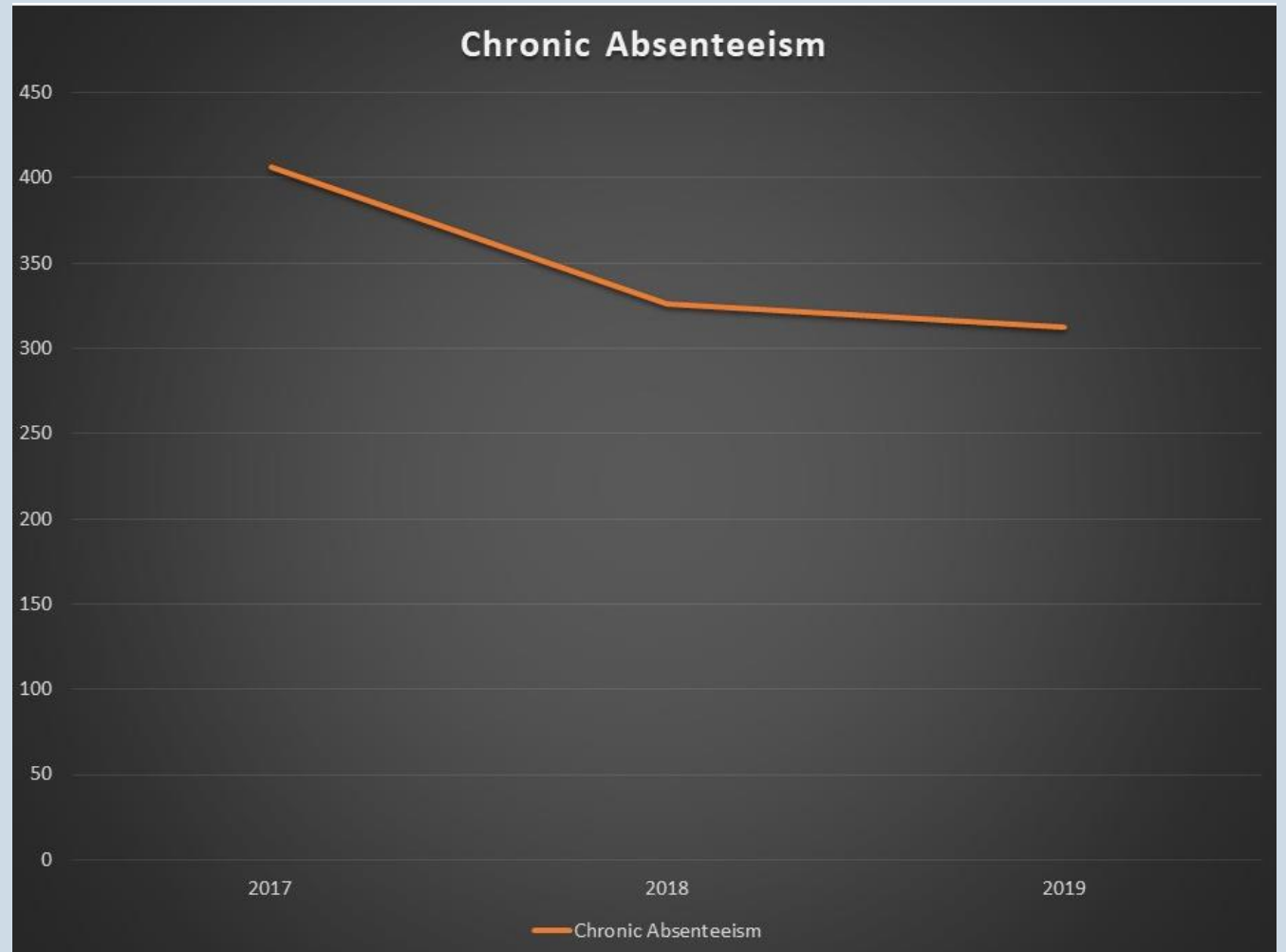


THE RESULTS- STUDENTS ARE ATTENDING SCHOOL

- Chronic Absenteeism
Decreased

(State collected data since 2017)

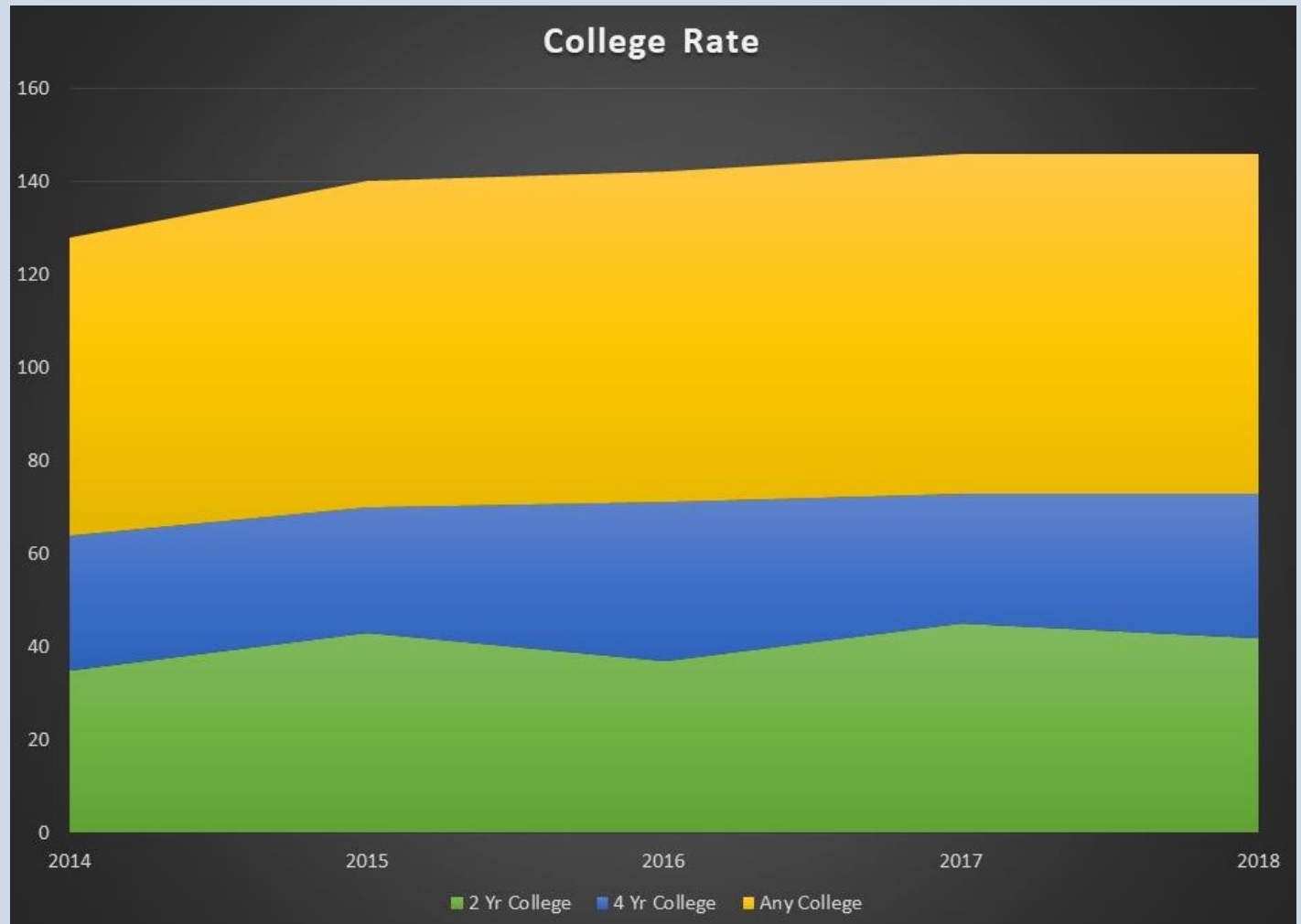
CA Dashboard Data



THE RESULTS- STUDENTS ARE ATTENDING COLLEGE

- College Going Rate Increased
- 2 Year Rate Increased
- 4 Year Rate Increased

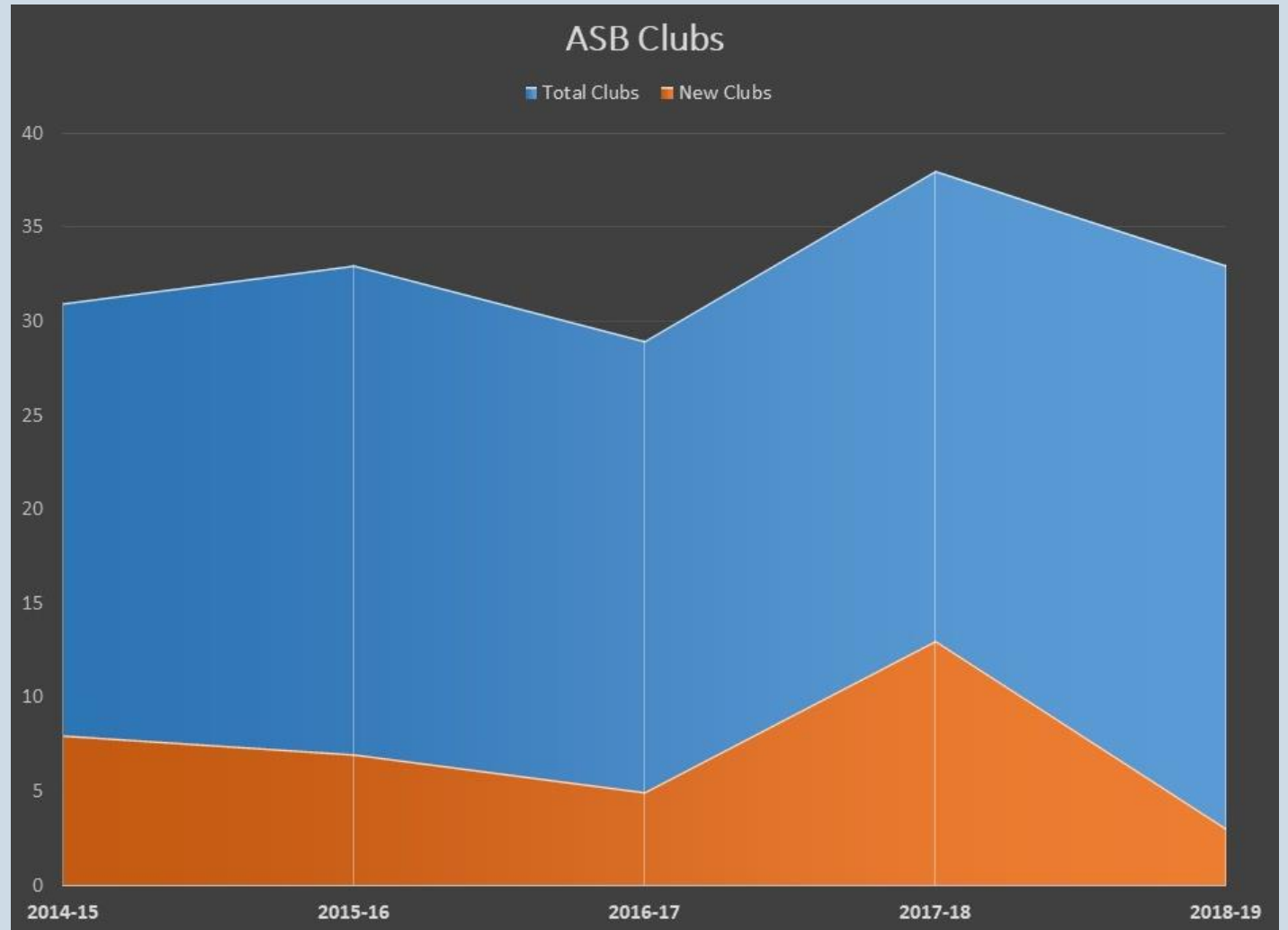
National Student Clearinghouse Data



THE RESULTS- INCREASED STUDENT INVOLVEMENT

- Total Clubs Increased
- New Clubs Increased

Internal School Data



The left side of the slide features a light blue background with two wavy, vertical lines in a darker blue color. These lines are positioned on the far left, creating a decorative border.

QUESTIONS?