

Amazing Shake 101

CADA
2022




BEANBOOZLED



Music : Spotify
Play list [CADA 2020](#)



Amazing Shake 2022 Preview




Amazing Shake 101

Have you ever wanted your students to be more prepared for the real world? Have you been looking for a way to allow them to practice those interpersonal skills? Well look no further. For the past two years, our middle schoolers have participated in a Virtual and an in-person Amazing Shake. RCA has inspired our Leaders at SGMS to begin our own Amazing Shake and allow students the opportunity to compete with others around the globe in the National Amazing shake

What's the Amazing Shake? The Amazing Shake is a great way to teach students manners, discipline, respect, and how to conduct him or herself in a professional environment. These are all an important part of our academic program. At San Geronimo Middle School, students learn the mechanics of a proper handshake and work the room so that they are able to present themselves exceptionally well for opportunities today and in the future.

Join us to learn how you can begin your own Amazing Shake on your campus with real life strategies, tips and tricks you can start using on Tuesday.

Breanna Belleau
Lauren Hysen-Gaspar
SGMS

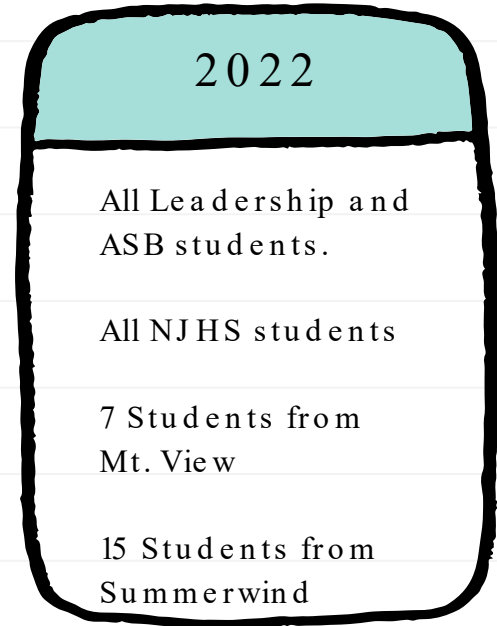
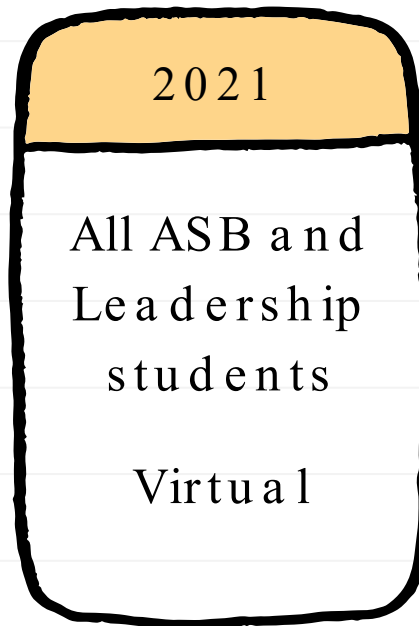
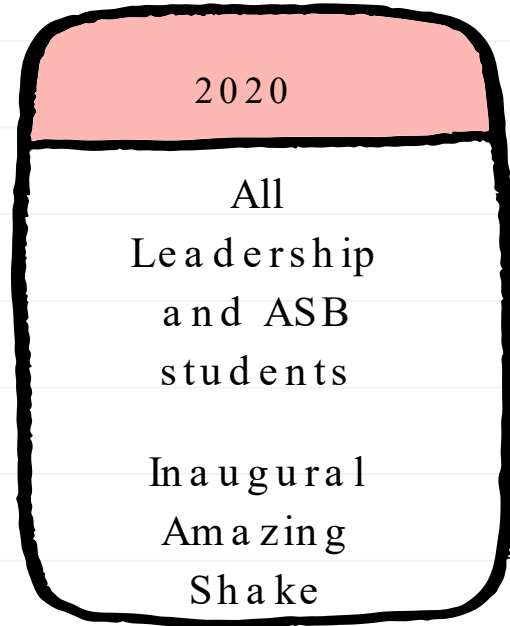





Event inspired by the Ron Clark Academy. The Amazing Shake is a great way to teach students manners, discipline, respect, and how to conduct him or herself in a professional environment. Students will learn the mechanics of a proper handshake, how to network, how to give a successful interview and how to remain composed under pressure. The goal is to develop poised and ready individuals that can present themselves exceptionally well, given any circumstance that may arise, now or in future career opportunities.

- Appreciation
- Confidence
- Common Sense
- Compassion
- Courage
- Depth
- Discipline
- Enthusiasm
- Honesty
- Humor
- Humility
- J e Ne Sais Quoi
- Manners
- Poise
- Respect
- Social Grace


Progression of our Amazing Shake



2023: Each site holds their own Amazing Shake
Send top students to compete at the District level



Prep Work- Host of event



Step 1: SET A DATE!

Plan all rounds

What are all rounds
going to look like
Logistics
locations

Collect judges

Ask volunteers
around district in
community, many
career paths

Create rubrics

Used RCA's template
to determine what
we want judges
looking at in each
round

Create graphics

Used Google slides
to create graphics
and visuals for all
rounds and

Awards

Certificates
trophies
medals

Prepare your students

Class discussions
Current events
Practice
Speech and Debate



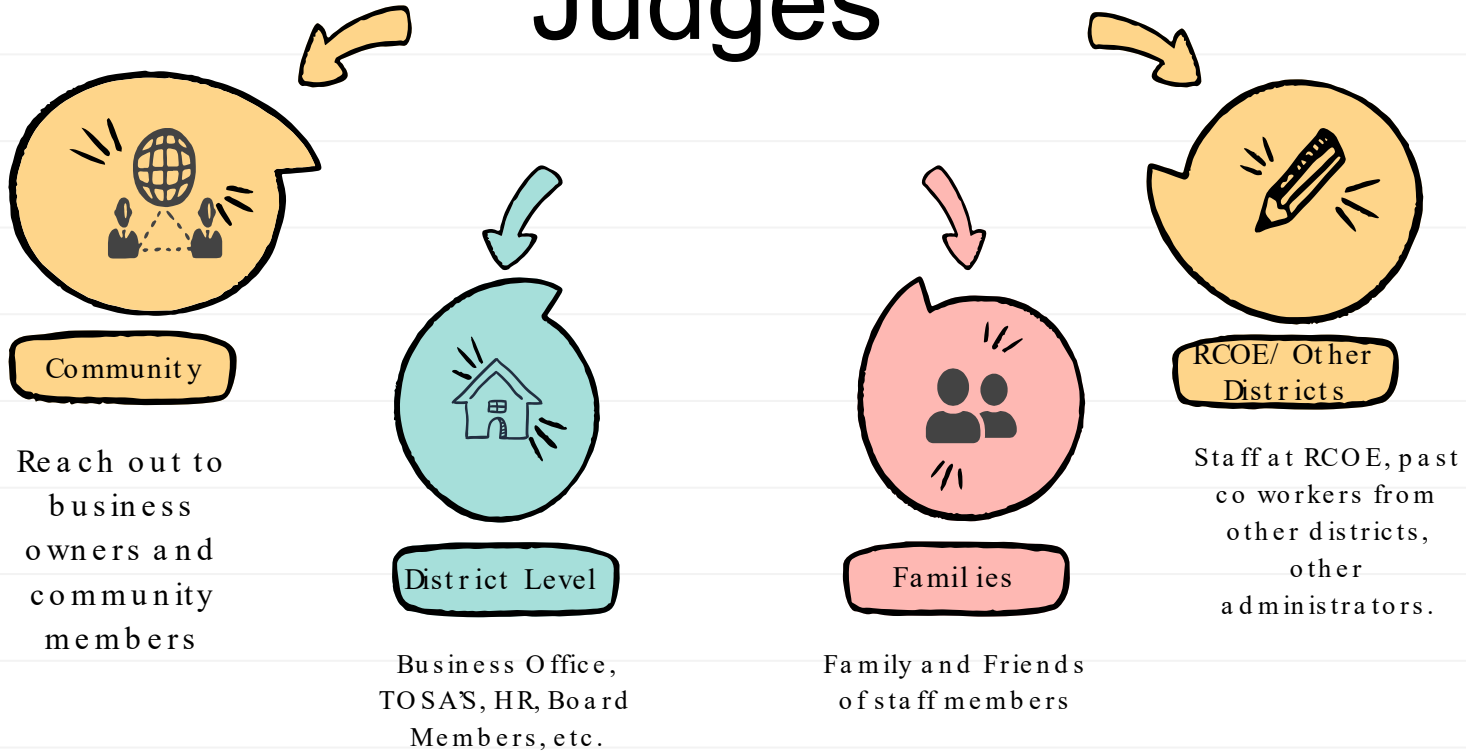
What are the rounds?



- ❖ Round 1- [The Gauntlet](#)
 - All Students compete in this round. Multiple stations and situations.
- ❖ Round 2- [Work the Room](#)
 - Top 50 compete in this round. Meet and interact with as many professionals as you can in the allotted time.
- ❖ Round 3- [Circle of Doom](#)
 - Top 25-30 compete in this round. Answer current event questions from each judge and give response in 90 seconds. Rotate around circle to new judges.
- ❖ Round 4- [Don't let them see you sweat.](#)
 - Top 13 students interview one by one by an outside professional. Have a student audience.
- ❖ Round 5- [Dinner Party](#)
 - Top 6 students have dinner or lunch with the judges. Interact and get to know group of judges as you share a meal.
- ❖ Round 6- [Group Interview](#)
 - Final 3 or 4 students participate in a group interview answering questions from panel of judges.



Judges





Graphics



Student Score Card



Thank you for participating in our Amazing Shake.

Your station is #1- Hurricane Sunset.

You will be entered into a bracketed room where students will be moved in and out every 90 seconds. When students enter into your session, look for them to introduce themselves. If they do not, then you can introduce the challenge.

Tell students their task today is to lead a workout routine. This student has the chance to earn a bonus point in your session. If the student asks you to participate with them or encourage you to participate, then they can earn one bonus point.

Right before the child is to move to another bracketed room (about every 90 seconds) give a hint that reflects how the child interacted with you during that station. For example, did the child introduce himself/herself, ask for the parent's name, make appropriate eye contact, have confidence.

Students only have 90 seconds to make a lasting impression.

Students do have the right to refuse a challenge but should continue engaging with you and explain why they did not choose to participate.

JUDGES RUBRIC

STUDENTS SHOULD RECEIVE A SCORE OF 0 TO 12.

12 POINTS (BASE) EXCELLED IN ALL AREAS WHEN ENGAGING WITH TASK. EXCELLED WITH: EYE CONTACT ENTIRE CHALLENGE. CONFIDENCE. POISE AND CHARISMA. REALLY BLEW YOU AWAY!


THEY CAN GET A 0.12 OR 9 IN EACH CATEGORY BELOW. THEY EXCELLED (3) THEY DID WELL. THEY COULD IMPROVE OR THEY DIDN'T. SHOW EVIDENCE. (0)

STUDENTS ARE JUDGED ON:

CHARISMA. CONFIDENCE. POISE UNDER PRESSURE. COMMON SENSE. EYE CONTACT AND INTRODUCTION.

IF THE STUDENT ENCOURAGES YOU TO PARTICIPATE, THEY CAN RECEIVE AN ADDITIONAL POINT ALLOWING FOR 13 POINTS AT THIS STATION.

INTRODUCTION	THE AMAZING SHAKE	POISE UNDER PRESSURE & CHARISMA
APPROPRIATE EYE CONTACT		COMMON SENSE



Creating Rubrics



Rubrics for each station

- Create a rubric for each station of the gauntlet.
- Be specific on how judging is being done and how scores are determined.
- Remind judges to follow rubric and to not just give a 5/5 because they are cute.
- Rubrics for each round. Again be clear with expectations



Thank you for participating in our Amazing Shake

Your station is #1- Hurricane Sweat

You will be entered into a breakout room where students will be moved in and out every 90 seconds. When students enter into your session, wait for them to introduce themselves. If they do not, then you can introduce the challenge.

Tell students their task today is to lead a workout routine. This student has the chance to earn a bonus point in your session. If the student asks you to participate with them or encourages you to participate, then they can earn one bonus point.

Right before the child is to move to another breakout room (about every 90 seconds) give a total that reflects how the child interacted with you during that station. For example, did the child introduce himself/herself, ask for the person's name, make appropriate eye contact, have confidence.

Students only have 60 seconds to make a lasting impression.

Students do have the right to refuse a challenge but should continue engaging with you and explain why they did not choose to participate.

JUDGES RUBRIC

STUDENTS SHOULD RECEIVE A SCORE OF 0 TO 12 .

12 POINTS (RARE): EXCELLED IN ALL AREAS WHEN ENGAGING WITH TASK. EXCELLED WITH EYE CONTACT ENTIRE CHALLENGE, CONFIDENCE, POISE, AND CHARISMA. REALLY BLEW YOU AWAY!

THEY CAN GET A 0,1,2, OR 3 IN EACH CATEGORY BELOW. THEY EXCELLED (3) THEY DID WELL(2), THEY COULD IMPROVE(1) OR THEY DIDN'T SHOW EVIDENCE. (0)

STUDENTS ARE JUDGED ON :

CHARISMA, CONFIDENCE, POISE UNDER PRESSURE, COMMON SENSE, EYE CONTACT AND INTRODUCTION.

IF THE STUDENT ENCOURAGES YOU TO PARTICIPATE, THEY CAN RECEIVE AN ADDITIONAL POINT ALLOWING FOR 13 POINTS AT THIS STATION.

INTRODUCTION

APPROPRIATE
EYE CONTACT



POISE UNDER
PRESSURE
&
CHARISMA

COMMON SENSE

Awards



27



Top 27 get
Certificates

13



Top 13 get a
ribbon

6



Top 6 get a gift
certificate for a
free meal

3



Top 3 get
trophies





Student Prep

Current event topics - students are given a list of topics ahead of time and asked to do as much research on them as possible. They are not given the exact question so they need to be generally prepared.

Speech and Debate/Feedback - students are in a speaking class where they practice speaking in front of the class, giving compliment sandwiches, and learn to respectfully disagree. *Not having one of these classes should not deter students from trying this.*

Standing to Speak - students are asked to stand to speak and track the speaker. This helps them with their eye contact and their body language. - this can be done in your classes in lieu of a hand raise.

Dress Professionally - encourage students to dress their best!

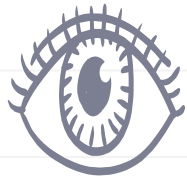
Practice rounds - students will be given on the spot practice questions/tasks

Watching RCA videos (1) (2) **our past videos** - We watch RCA's live broadcast and look at the feedback provided there. We also show our past video.

Introductions - Have students walk around the room introducing themselves with their webbies. Ask students to create 5 questions/ greetings they can be prepared with to engage someone in conversation.

Class Discussions - Socratic Seminars, open discussions

Tips & Tricks from past students - words of wisdom from past contestants.



SAN GORGONIO'S INAUGURAL AMAZING SHAKE 2020



Overview Video!

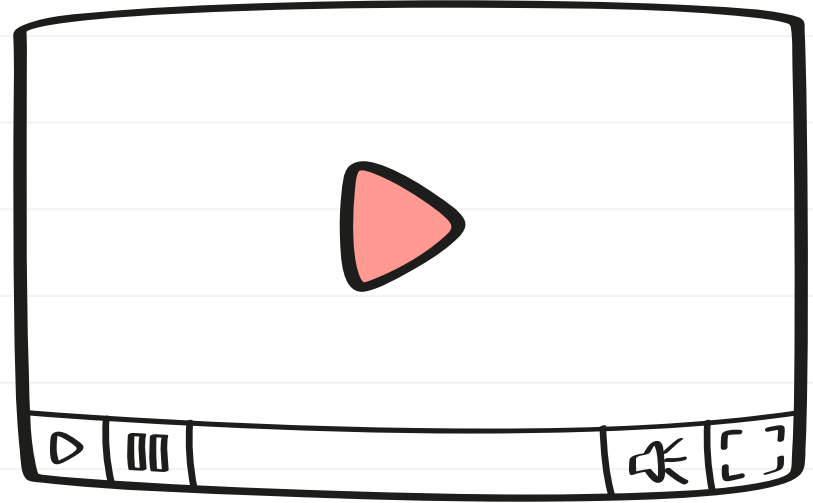


Student Perspective

Laylah Poch- 2020 Inaugural
Amazing Shake Winner, 2021-
3rd place.

Brooklyn Parker- 2020- Top 6,
2021 Virtual Amazing Shake
Winner

Tyler Irick- 2021 2nd Place



Work the Room

WALK AROUND THE
ROOM TRYING TO MAKE
AS MANY CONTACTS AS
YOU CAN WHILE STILL
HAVING MEANINGFUL
CONVERSATIONS

Your turn!!!

DON'T FORGET:
EYE CONTACT
WEBBY HANDSHAKE!
INTRODUCTION



Final Plans

The world was shut down but this event was too good to lose momentum. We wanted our students to continue developing these interpersonal skills so we switched it all up and did a virtual competition with the last round being in -person.

Timeline went from 2 days to several weeks.

Challenges/ Participants changed

We learned -Students are resilient and can do all things!



Lights, Camera, Action
Students recorded a commercial where they were given the beginning of a story and asked to complete the challenge.
Top 50 advanced to the Gauntlet



The Gauntlet

5 rounds at a time- Top 30 advanced- XFACTOR



Group Interview

Top 10 advanced



Lunch/ Pressure caldron

Pressure Caldron- secret round.
Top 7 advanced



It's just business

Presented graduation proposals to the class. Top 4 advance



Don't Let them see you sweat

Panel interview in front of 6 judges

Student examples

Round 1: Lights
Camera Action

Round 1: Lights
Camera Action

Xfactor Video entry



Round 3- Group
Interviews

Round 6-
Graduation
Proposals

Round 7- DOn't Let
Them See You Sweat

SAN GORGONIO'S 3rd Annual AMAZING SHAKE 2022



[Rounds 1 & 2 - SGMS Amazing Shake 2022](#)

[Rounds 3 & 4 - SGMS 3rd Annual Amazing Shake 2022](#)

[Rounds 5 & 6 - SGMS 3rd Annual Amazing Shake 2022](#)






Think - Pair - Share

What can you
bring back to
your site?



What can you bring back to your site?



Current Events

- ♥ Watch CNN 10
- ♥ Discuss Hot topics with your students


Introductions

- ♥ Students can practice introducing themselves
- ♥ Webby Handshakes Brainstorm
- ♥ introductions with COVID protocols/comfortability levels

Videos/ Discussions

- ♥ Watch RCA Videos Discuss
- ♥ Agreeing/disagreeing appropriately
- ♥ How to hold conversations with adults
- ♥ Feedback

Questions



te was created by
n, and Infographics



Resources for you



[Amazing Shake Website](#)

[Google classroom](#)

[Sample research topics](#)

[Sample Volunteer invitation](#)

[RCA Competitors Guide](#)

[Gauntlet example rubrics](#)

[Parent Letter Sample](#)

[Sample student reflections](#)

Group Brainstorm/ planning

What ideas do you have?

Past ideas Gauntlet Station:

Makeup room

Cooking with the Hurricanes

Corporate interview

Dinner toast

Movie Theatre Nightmare

The Oscars

Whoopie Cushion

Commercial

Travel Company

Runway Model

Restaurant Nightmare

Packing emergency

Weather report

Hurricane Sweat

Scherrer's stars

Thank you!!!

Lauren Hysen - Gaspar -

lhysen@beaumontusd.k12.ca.us

Breanna Belleau -

bbelleau@beaumontusd.k12.ca.us

Jill McLeod -

jmcleod@beaumontusd.k12.ca.us

Mark Peterson -

mpeterson@beaumontusd.k12.ca.us



@sgms_activities

San Geronio Middle School

Contact us if
you have any
questions or
want more
information