

CREATING AN INCLUSIVE K-8 CAMPUS

Where all students feel included!

GETTING THE WHOLE SCHOOL TOGETHER

School Rallies (monthly? Quarterly? annually?)

- Showcase student talent

- Sign school song

- Present anti-bullying / service learning topics

Branding

- Bring out the Mascot!

- Divide students into teams (each team is multi-grades)

- Printable Paper Wristbands

STUDENT COUNCIL

- Monthly meetings with Reps from at least 2nd and up
 - We have one rep from each 2nd - 5th grades (12 students)
 - ASB Officers (6th - 8th grades) - 5 or 6 students
- ASB officers run the Student Council meetings
 - Prepare agendas and take minutes
 - Send info back with reps and to K-1st and DHH classes
- Prepares future ASB leaders
- Do a craft or make posters

[Click for pics..](#)

COMMUNITY INVOLVEMENT

City Parade!

Bring out the Mascot!

Blood Drive

Fundraising at local restaurants

Cross-age mentoring / tutoring / clubs

Sock Hop - for 4th-5th graders, organized and ran by ASB students who DJ, Party Pump, and sell concessions.

[Fun pics...](#)

SERVICE LEARNING

- Get the whole school involved
 - WE Campaigns - awesome!
- Canned Food Drive
- Coat Drive
- Environmental / Recycling Campaigns
- Cyberbullying Awareness
- Literacy / Reading Campaign

[Click for pics..](#)

FUNDRAISING

- Use Student Council to get the word out and stir up excitement.
 - Poster Making
 - Competition
 - Reward Party (Popcorn Party with visit from Mascot = \$6.50!
- Love Bomb
 - Sell 5 paper hearts for \$1
 - Double sided tape & wax paper
 - Classroom competition - most hearts on classroom door
- Rafiki Grams (aka Thanksgiving Grams this year)
 - Friendship bracelets (Service Project points earned for making them)
 - Sell “gram” for \$1 with bracelet attached.

[Click for pics..](#)

A YEAR OF INCLUSION



1. Obstacles - what are the constraints and roadblocks and how will you OVERCOME!
2. Possibilities - special populations / previous events to tweek or expand / new events
3. Heroes - who can you enlist support from? Teachers, parents, ASB members - name them!
4. Seasons - which events make sense at each time of the year?

RALLIES!



RETURN...






BRANDING



RETURN...





STUDENT COUNCIL




Return...

COMMUNITY INVOLVEMENT



[Return...](#)

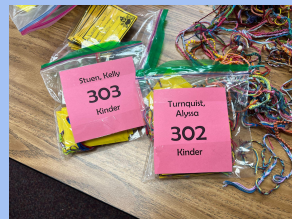


SERVICE LEARNING



FUNDRAISING



LOVE BOMB
5 PAPER HEARTS \$1



RAFIKI GRAMS
\$1 - MAKE OR BUY FRIENDSHIP BRACELETS



Return...

SHARE YOUR SUCCESS!!

What have you tried, that did NOT work so well??

What HAS worked??

THANK YOU FOR SHARING!!

Thanksgiving Grams!

\$1 each

On Sale Nov 1 - 15, 2022


Complete one card for each recipient (If you use all five on this page it will cost \$5).

We will attach a beautiful friendship bracelet to each gram purchased and deliver them to the recipients' classrooms before Thanksgiving Break!

To: _____ Room: _____

I'm THANKFUL for you because


From: _____



To: _____ Room: _____

I'm THANKFUL for you because


From: _____



To: _____ Room: _____

I'm THANKFUL for you because


From: _____



To: _____ Room: _____

I'm THANKFUL for you because


From: _____



To: _____ Room: _____

I'm THANKFUL for you because

From: _____



How to Make a Friendship Bracelet

The possibilities are endless! You can find free patterns and videos online. I used this site:

<https://sarahmaker.com/how-to-make-friendship-bracelets/>

<https://sarahmaker.com/candy-stripe-friendship-bracelet/>

The strings in your kit are cut to 36" - use four strings per bracelet and there should be enough in your kit to make 12 bracelets!

If you need help - stop by Room 504 during our Lunch Meetings! If for some reason you are not able to complete the project just return your kit to Ms. Henry and I'll clear you from the list!

Our goal is to have all bracelets completed this month, so please plan to finish by Sept. 30th.

If you enjoyed this project, stay tuned for more!! We are also planning to sell Smencils and make Flower Pens this year!!



How to Earn Service Points

Return your completed bracelets to Ms. Henry, and complete your SAA form! You can find blank forms in front of Ms. Kreutel's room or online! First SAA deadline is October 7th so don't delay!!

Thank You for Your Service

PLP's 7th Grade class is fundraising for our end of the year trip and we appreciate your help! Your Friendship Bracelets will be used with our Thanksgiving Grams this November!